


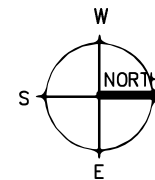
EXISTING PLAN

SUITE C213

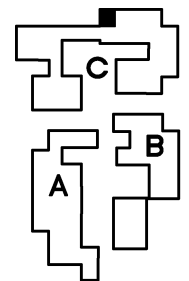
1,252 USABLE SQ.FT.
1,465 RENTABLE SQ.FT.



1/8" = 1'-0"



09.28.2016
LJV/SP-C213
17 % C.F.



LA JOLLA VILLAGE PROFESSIONAL CENTER

8950 VILLA LA JOLLA DRIVE LA JOLLA, CALIFORNIA 92037