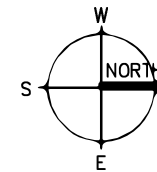



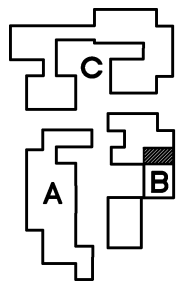
EXISTING PLAN
SUITE B218

1,938 USABLE SQ.FT.
 2,268 RENTABLE SQ.FT.



07-18-2016
 LJV/SP-B218
 17% C.F.

LA JOLLA VILLAGE PROFESSIONAL CENTER
 8950 VILLA LA JOLLA DRIVE LA JOLLA, CALIFORNIA 92037



El Torito Rock Botm.