


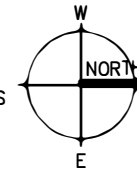
EXISTING PLAN

# SUITE A118

264 USABLE SQ.FT.  
309 RENTABLE SQ.FT.



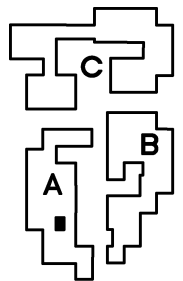
1/8" = 1'-0"



9.12.2016  
LJV/SP-A118  
17% C.F.

# LA JOLLA VILLAGE PROFESSIONAL CENTER

8950 VILLA LA JOLLA DRIVE LA JOLLA, CALIFORNIA 92037



El Torito

Rock Botm.

CENTER KEY PLAN